


FOOTPRINT




PROFILES

FOOTPRINT AEROFOIL



FOOTPRINT LINEAR



FOOTPRINT

FOOTPRINT can be used for the display of posters, messages or brochures where wall-mounted information is not possible or effective. The restrained and elegant design means that attention is focused on your message and not on the product hardware. Information can be updated quickly and effortlessly using our unique paper suspension system.

INSTALLATION

PANELS

Seamlessly use another material like sintra, or foam board in place of glass, for temporary advertising. Panels can be decorated with vinyl graphics, silkscreen print, etching, sand-blasting or a combination of all.

BASE

Bases are available at 325mm (12.79 in) wide as standard and can be made at any other size up to 1000mm (39.37 in) wide. Hinges are available in 4 different sizes, to hold 10mm (0.39 in), 12mm (0.47in), 18mm (0.71 in), and 25mm (0.98 in) thick panels. A clamp underneath the unit tightens to hold the panels in place.

BROCHURE HOLDER

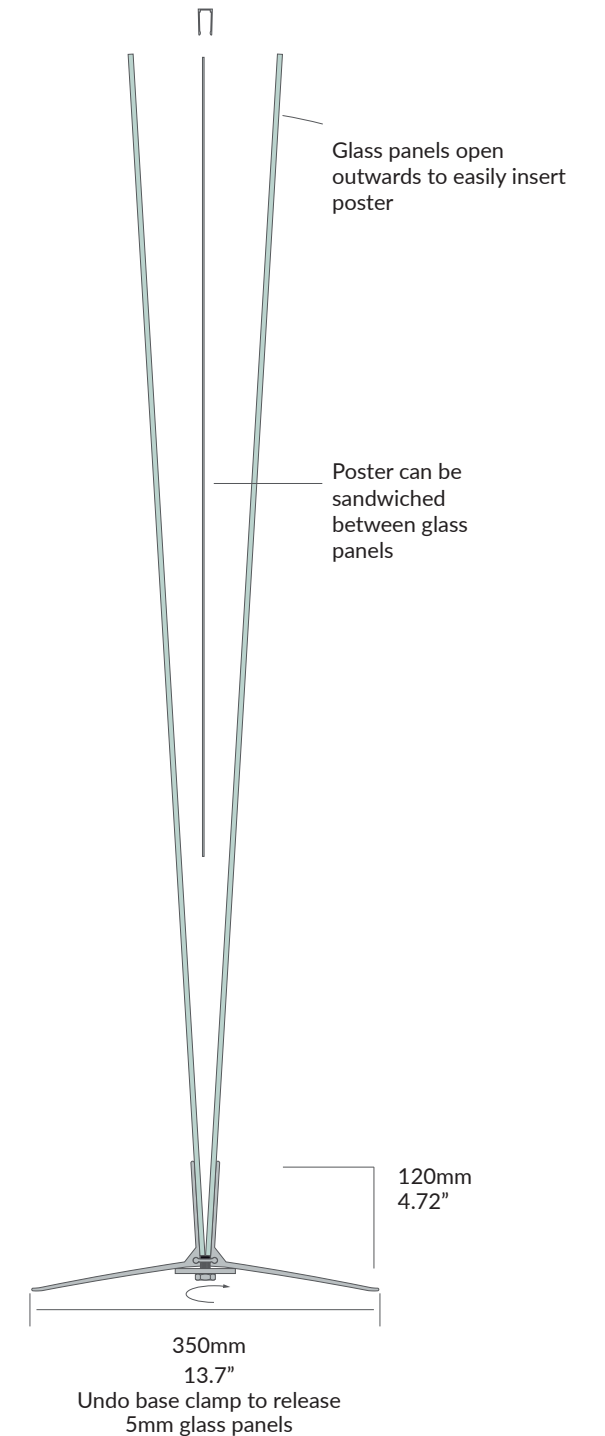
An elegant brochure rack system complements the FOOTPRINT display. Brochure holders are made from an extruded tray, supported by rods and fixed to the panels with bosses. Standard brochure configurations are available from stock. Custom sizing and configurations are available upon request.

SOLUTIONS

FOOTPRINT is suitable for any interior signage environment. FOOTPRINT display is used extensively in exhibitions, point-of-sale and other displays such as;

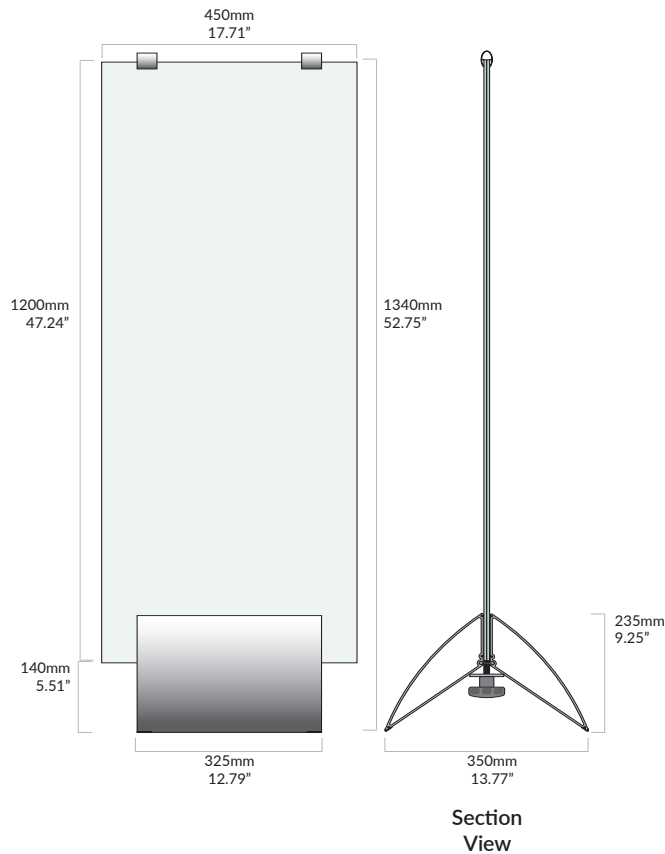
- Corporate reception areas
- Conference centers
- Hotel lobbies
- Restaurants
- Museums and galleries
- Airports and retail environments

Panel Clip, removes to allow opening of glass panels

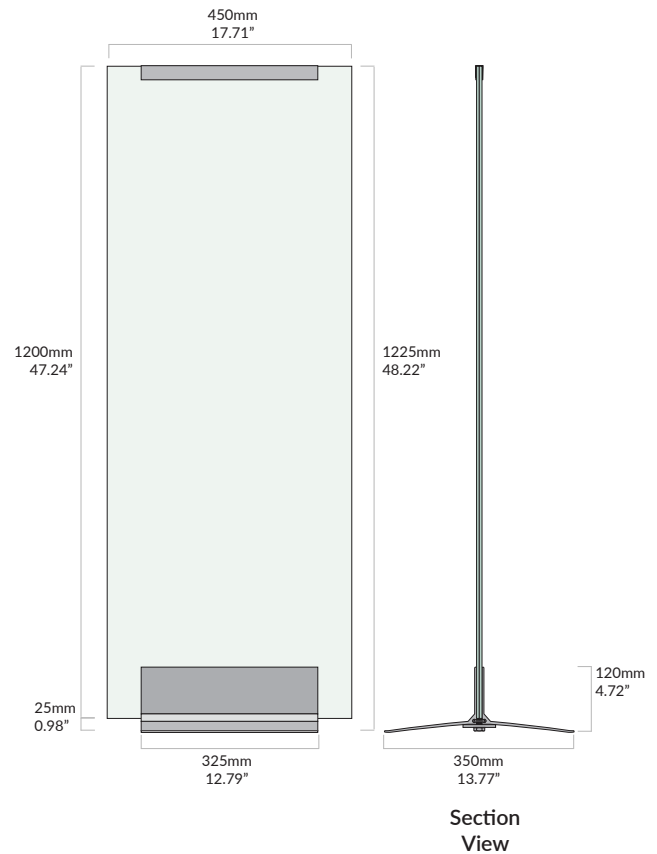


SPECS

FOOTPRINT AEROFOIL



FOOTPRINT LINEAR



SYSTEM	PRODUCT	IMPERIAL	METRIC
		h x w x d	h x w x d
FOOTPRINT	AEROFOIL		
	Overall	52.75 x 17.71 x 13.77 in	1340 x 450 x 350 mm
	BASE	9.25 x 12.79 x 13.77 in	235 x 325 x 350 mm
	PANEL INSERT	47.24 x 17.71 in	1200 x 450 mm
	PANEL CLIPS (x2)	1.25 x 1.46 x 0.43 in	32 x 37 x 11 mm
	LINEAR		
	Overall	48.23 x 17.71 x 13.77 in	1225 x 450 x 350 mm
	BASE	4.72 x 12.79 x 13.77 in	120 x 325 x 350 mm
	PANEL INSERT	47.24 x 17.71 in	1200 x 450 mm
	PANEL CLAMP	1.02 x 12.79 x 0.51 in	26 x 325 x 13 mm

*Standard sizes listed above, custom sizes available upon request

*Panels exceeding 59.05 in (1500mm) high and 39.37 in (1000 mm) wide require base weights for stability